

The update of nostarch class

Boris Veytsman¹

TUG2023

¹TUG, Chan Zuckerberg Initiative, George Mason University

No Starch Press

Founded in 1994 by Bill Pollock








no starch press

the finest in geek entertainment

No Starch Press publishes the finest in geek entertainment—bestsellers like Python Crash Course, Python for Kids, How Linux Works, and Hacking: The Art of Exploitation. We focus on computer programming, security, hacking, alternative operating systems, STEM, and LEGO. Our titles have personality, our authors are passionate, and we read and edit everything we publish.

Some titles

<https://nostarch.com/catalog.htm>



History:

1. Many distinctive typographic features → must accommodate them.
2. The previous version was released in 2008. A lot of in house changes by *No Starch* team. Proliferation of small hacks.
3. 2023: the need to create a new unified class.

Design principles:

1. Automate as much a possible.
2. Leave the last 5% for manual tweaking.

This talk: T_EXnical problems and their solutions.

URL splitting

The problem: what is `https://long-url.com`? Is this `https://long-url.com` or `https://longurl.com`?

URL splitting

The problem: what is `https://long-url.com`? Is this `https://long-url.com` or `https://longurl.com`?

No Starch solution: always split *before* hyphen: `https://long-url.com`!

URL splitting

The problem: what is `https://long-url.com`? Is this `https://long-url.com` or `https://longurl.com`?

No Starch solution: always split *before* hyphen: `https://long-url.com!`

The rules: No Starch house style

1. Split *after* `# >]) }` :
2. Split *before* `. _ = & - ! ? | , ; @ ' " +`
3. *Never* split before `/` (including `https://`)

URL splitting

The problem: what is `https://long-url.com`? Is this `https://long-url.com` or `https://longurl.com`?

No Starch solution: always split *before* hyphen: `https://long-url.com!`

The rules: No Starch house style

1. Split *after* `# >]) }` :
2. Split *before* `. _ = & - ! ? | , ; @ ' " +`
3. Never split before `/` (including `https://`)

Note: In URLs the symbols `? ! &` often *start* a group, as in `https://www.google.com/search?q=tes`

URL splitting implementation

Using *url.sty* by Donald Arseneau. An URL is internally a *math* expression.

Splits after a symbol: declare the symbol a `mathrel` or `mathbin`!

How can we make a split *before* a symbol?

Solution: `UrlSpecials`. Here we can do what we want!

Example 1: Break before dot:

```
\g@addto@macro{\UrlSpecials}{%  
  \do\.\{\penalty\UrlBreakPenalty  
    \mathchar46\relax}}
```

Example 2: No break before slash (but can break after, unless followed by slash):

```
\g@addto@macro{\UrlSpecials}{%  
  \do\/{\unpenalty\penalty\@M  
    \mathchar47\penalty\UrlBreakPenalty}}
```

URL splitting: unsolved problem

amsmath redefines open delimiters in math mode \Rightarrow a strange error message

```
\g@addto@macro{\UrlSpecials}{%  
  \do\({\penalty\UrlBreakPenalty\mathchar40\relax}}
```

is fine without *amsmath*. With *amsmath*:

```
Bad mathchar (32768)
```

3

CURABITUR VITAE LECTUS SIT AMET TURPIS PRETIUM CONDIMENTUM



Maecenas accusan dapibus sapien. Duis pretium iaculis arcu. Curabitur ut lacus. Aliquam vulputate. Suspendisse ut purus sed sem tempor rhoncus. Ut quam dui, fringilla at, dictum eget, ultricies quis, quam. Etiam sem est, pharetra non, vulputate in, pretium at, ipsum. Nunc semper sagittis orci. Sed scelerisque suscipit diam. Ut volutpat, dolor at ullamcorper tristique, eros purus mollis quam, sit amet ornare ante nunc et enim.

Phasellus fringilla, metus id feugiat consectetur, lacus wisi ultrices tellus, quis lobortis nibh lorem quis tortor. Donec egestas ornare nulla. Mauris mi tellus, porta faucibus, dictum vel, nonummy in, est. Aliquam erat volutpat. In tellus magna, porttitor lacinia, molestie vitae, pellentesque eu, justo. Class aptent taciti sociosqu ad litora torquent per conubia nostra, per inceptos hymenaeos. Sed orci nibh, scelerisque sit amet, suscipit sed, placerat vel, diam. Vestibulum nonummy vulputate orci. Donec et velit ac arcu interdum semper. Morbi pede orci, cursus ac, elementum non, vehicula ut,

Special treatment of the first paragraph:

1. Larger font.
2. Special shape.
3. Circular art.

Chapter start implementation

Redefenition of `\@afterheading`:

1. Add the parshape and larger font to `\everypar`.
2. At the end of `\everypar` redefine `everypar`.

Manual override: `\turnoffbigpara` disables this behavior.

Figures and tables are *not centered*, and the width of the caption is the same as the width of the figure or table.




Figure 2.1: Vitruvian man. Note that the caption is right-aligned in a box with the width automatically calculated from the image.

Maecenas enim. Proin quis neque nec tortor sollicitudin vulputate. Sed at ante. Sed vitae morari non ante egestas hendrerit. Cum sociis natoque penatibus et magnis dis parturient montes, nascetur ridiculus mus. In venenatis facilisis magna. Phasellus parus. Cras quis nuncur. Aliquam eget magna. Donec rutrum congue nisi. Morbi elementum, eu sit amet volutadibus fringilla, nisi magna tempus risus, eu congue nulla moras vel elit. Nunc tempus ornare sit. Integer justo odio, suscipit tincidunt, fermentum eu, tincidunt et, libero. Vestibulum vestibulum, urna et suscipit imperdiet, nulla ante fermentum erat, at lacore lectus lacus sed metus. Hicce ante sem, posuere in, vehicula a, posuere sed, ante. Phasellus magna. Maecenas sit amet diam. Nunc at nulla sit amet nunc tristique gravida.

- Donec lobortis nibh.
- Duis metus.
- Sed cursus lectus quis odio.
- Phasellus arcu.
- Praesent imperdiet dui in sapien.
- Vestibulum tellus pede, nunc a, pellentesque sit amet, vulputate sed, purus.
- Nunc pulvinar, dui at eleifend adipiscing, tellus nulla placerat orci, sed condfinement nulla villos sed ligula. Nulla vitae odio sit amet leo imperdiet blandit. In vel massa. Maecenas varius dui at turpis. Sed odio.

Table 2.1: Sed blandit, tortor a nuncur imperdiet, velit nibh congue leo, ac dictum nibh enim eu orci

Phasellus	At Dui	Donec Conmodo
Augue At Nunc	Nunc In sapien	Et magna nulla
Sagittis	Morbi eu elit	Phasellus lacus
Donec a quam	Etiam pulvinar sapien	Sed nibh magna

san ut, pharetra vel, elementum sed, quam. Maecenas condfinement orci at exim. Maecenas sit nunc. Vitamus pede. Integer vel purus vel mi nulla vestibulum. Sed lacore ultricies nulla. Suspendisse non nisi quis ligula fermentum facilisis.

Donec tempus neque vitae est. Aenean egestas odio sed risus ullamcorper ullamcorper. Sed in nulla a tortor tincidunt egestas. Nunc sapien tortor, elementum sit amet, aliquam in, posuere faucibus, ornare. Nullam congue suscipit nibh. Quisque consoillo. Praesent arcu nibh, vehicula eget, accumsan eu, tincidunt a, nibh. Suspendisse vulputate, tortor quis adipiscing viverra, lacus nibh dignissim tellus, eu suscipit risus ante fringilla diam. Quisque a libero vel pede imperdiet aliquet. Pellentesque nunc nibh, eleifend a, consoquo consoquo, hendrerit nec, diam. Sed urna. Maecenas lacore eleifend neque. Vitamus parus odio, eleifend non, tincidunt a, ultricies sit amet, urna. Mauris faucibus odio vitae risus. In nisl. Praesent purus. Integer lacus, sem eu egesta lacus, lacus pede scelerisque augue, in ullamcorper dolor erat ac lacus. Nunc in libero.

Vitamus conmodo eros eleifend dui. Vestibulum in leo eu erat tristique mattis. Cras at elit. Cras pellentesque. Nullam id lacus sit amet libero aliquet hendrerit. Proin pharetra, ut non elementum lacore, eros elit tincidunt magna, a rhoncus urna arcu id odio. Nulla eget leo a leo egestas ficitis. Carabatur quam velit. Phasellus aliquam, tortor nec ornare rhoncus, purus urna posuere velit, et conmodo risus tellus quis tellus. Vitamus leo turpis, tempus sit amet, tristique vitae, lacore quis, odio. Proin scelerisque lobortis ipsum. Etiam nisl. Praesent vel dolor. Pellentesque vel magna. Carabatur urna. Vitamus congue urna in velit. Etiam ullamcorper elementum dui. Praesent non urna. Sed placerat quam non sit. Pellentesque diam magna, ultricies eget, ultricies placerat, adipiscing rutrum, sem. Carabatur hendrerit. Morbi fringilla ornare quis nunc. Phasellus at dui. Carabatur fringilla dui a odio. Nunc semper condfinement arcu.

NOTE

Donec conmodo augue at nunc. Nunc in sapien et magna nulla sagittis. Morbi eu elit. Phasellus lacus. Donec a quam. Etiam pulvinar sapien. Sed nibh magna, ornare nisi, nec, eget, eleifend nec, lacus. Carabatur vitae lacus sit amet turpis pretium condfinement. Nullam imperdiet mattis magna. Proin eget magna porta erat rhoncus consoquoerat. Aenean pulvinar erat vitae sit.

Captions implementation: setting in a parbox

```
\DeclareCaptionFormat*{nostarchfigtblformat}{%  
  \parbox{\nostarch@captionwidth}{#1#2#3}}
```

We need to calculate `\nostarch@captionwidth`.

Captions implementation: figures

At the start of the caption: look at the width of the last box, and set the caption width to it!

We add to figure caption code (using *etoolbox*)

`\nostarch@measurecaptionwidth:`

```
\newcommand\ostarch@measurecaptionwidth{%
  \ifostarch@overridecaptionwidth\else
  \par
  \setbox\@tempboxa\lastbox
  \setbox\@tempboxa=\hbox{\unhbox\@tempboxa}%
  \global\setlength{\ostarch@captionwidth}{\wd\@tempboxa}%
  \box\@tempboxa\par
  \fi
  \global\ostarch@overridecaptionwidthfalse
}
```

Captions implementation: tables. I. Algorithm

Problem: table captions are *before* tables.

Solution: save the widths to the `.aux` file, and read them.

The ideas are mostly stolen from *longtable* package.

1. For table number N define a macro `nostarch@tbl@Roman{N}`.
2. At the end of the table write its width to the macro and save to the `.aux` file
3. If the macro exists, check whether the width changed to trigger rerun.
4. At the beginning of table check if the macro exists, and if yes, typeset the caption to this width.

Captions implementation: tables. II. Writing

```
\nostarch@measurecaptionwidth
\if@filesw
  \immediate\write\@auxout{%
    \gdef\expandafter\noexpand\csnamenostarch@tbl@\romannumeral
      \c@nostarch@tbl\endcsname
    {\the\nostarch@captionwidth}}%
\fi
\expandafter\ifx\csname nostarch@tbl@\romannumeral\c@nostarch@tbl
  \endcsname\relax
  \edef\@tempa{\the\textwidth}%
\else
  \edef\@tempa{\csname nostarch@tbl@\romannumeral
    \c@nostarch@tbl\endcsname}%
\fi
\expandafter\ifdim\@tempa=\nostarch@captionwidth\else
  \gdef\nostarch@tbl@warn{\ClassWarningNoLine{nostarch}
    {Table widths have changed. Rerun LaTeX.}}
\fi
```

Captions implementation: tables. III. Reading

```
\newcommand\nostarch@read@tbl@width{%  
  \stepcounter{nostarch@tbl}%  
  \expandafter\ifx\csname nostarch@tbl@\romannumeral  
    \c@nostarch@tbl\endcsname\relax  
    \edef\@tempa{\the\textwidth}%  
  \else  
    \edef\@tempa{\csname nostarch@tbl@\romannumeral  
      \c@nostarch@tbl\endcsname}%  
  \fi  
  \expandafter\setlength\expandafter\nostarch@captionwidth  
    \expandafter{\@tempa}%  
}
```

Captions implementation: longtables

Longtables know the width of each column. They are stored in $\LT@Roman\{N_{LT}\}$. We just add them up.

```
\def\nostarch@read@LT@width{%  
  \ifnostarch@overridecaptionwidth\else  
    \global\setlength{\nostarch@captionwidth}{\z@}%  
    \bgroup  
      \def\LT@entry##1##2{%  
        \global\addtolength{\nostarch@captionwidth}{##2}}%  
      \csname LT@\romannumeral\c@LT@tables\endcsname  
    \egroup  
  \fi  
  \global\nostarch@overridecaptionwidthfalse  
}
```

Captions implementation: override

The user is able to override the automatic setting:

```
\NextCaptionWidth{2in}
```

Implementation is simple:

```
\newcommand\NextCaptionWidth[1]{%  
  \global\nostarch@overridecaptionwidthtrue  
  \global\setlength{\nostarch@captionwidth}{#1}%  
}
```

Conclusion

1. No Starch Press provides unusual challenges, which can be met with some \TeX tricks!
2. Next steps: ebooks!